


15965

Federal Way Public Schools

**2008
Capital Facilities Plan**



RECEIVED
2007 NOV -1 PM 12:10
KING COUNTY COLLEGE

Building for the Future

**FEDERAL WAY PUBLIC SCHOOLS
2008
CAPITAL FACILITIES PLAN**

BOARD OF EDUCATION

Ed Barney
Evelyn Castellar
David Larson
Charles Hoff
Thomas Madden

SUPERINTENDENT

Thomas R. Murphy

TABLE OF CONTENTS

	TABLE OF CONTENTS	ii
	INTRODUCTION	iii-iv
SECTION 1	THE CAPITAL FACILITIES PLAN	
	Introduction	1
	Inventory of Educational Facilities	2
	Inventory of Non-Instructional Facilities	3
	Needs Forecast - Existing Facilities	4
	Needs Forecast - New Facilities	5
	Six Year Finance Plan	6
SECTION 2	MAPS OF DISTRICT BOUNDARIES	
	Introduction	7
	Map - Elementary Boundaries	8
	Map - Middle school Boundaries	9
	Map - Senior High Boundaries	10
SECTION 3	SUPPORT DOCUMENTATION	
	Introduction	11
	Building Capacities	12-13
	Portable Locations	14-15
	Student Forecast	16-18
	Capacity Summaries	19-23
	King County Impact Fee Calculations	24-26
SECTION 4	SUMMARY OF CHANGES FROM THE 2007 PLAN	27-29

INTRODUCTION

In response to the requirements of the State of Washington Growth Management Act (SHB 2929 (1990) and ESHB 1025 (1991)), and under the School Impact Fee Ordinances of King County Code 21A, City of Federal Way Ordinance No. 95-249 effective December 21, 1995 as amended, City of Kent Ordinance No. 3260 effective March 1996, and the City of Auburn Ordinance No. 5078 effective 1998, Federal Way Public Schools has updated its 2007 Capital Facilities Plan as of May 2007.

This Plan is scheduled for adoption by King County, the City of Kent, City of Federal Way and the City of Auburn and is incorporated in the Comprehensive Plans of each jurisdiction by reference. This plan is also included in the Facilities Plan element of the Comprehensive Plans of each jurisdiction. To date, the City of Des Moines has not adopted a school impact fee ordinance.

The Growth Management Act requires the County to designate Urban Growth areas within which urban growth can be encouraged. The Growth Management Planning Council adopted and recommended to the King County Council four Urban Growth Area Line Maps with designations for urban centers. A designation was made within the Federal Way planning area, which encompasses Federal Way Public Schools boundaries. King County will encourage and actively support the development of Urban Centers to meet the region's need for housing, jobs, services, culture and recreation. This Plan's estimated population growth is prepared with this underlying assumption.

This Capital Facilities Plan will be used as documentation for any jurisdiction, which requires its use to meet the needs of the Growth Management Act. This plan is not intended to be the sole planning tool for all of the District needs. The District may prepare interim plans consistent with Board policies.

The District has prepared a multi phase plan for the renovation and construction of Federal Way Schools and support buildings. Phase 1, a \$245 million bond was presented to the voters in February 2006. This received a 54% yes vote, unfortunately not enough to pass. The School Board presented a restructured bond of \$149 million for adoption in November. This received a 59.5% approval from voters, still unfortunately not enough to pass. The Board authorized presenting the \$149 million bond again on May 15, 2007. The bond, passed at 63.93%, will replace four elementary schools, Lakeland, Panther Lake, Sunnycrest and Valhalla and one middle school Lakota. Capacity increases are planned at all four elementary schools.

Plans to replace Federal Way High School and increase capacity by approximately 800 students have been delayed. Federal Way High School was built in 1938. It has been added onto at least 10 times and currently has an almost maze-like layout. Based on an annual 4% increase in construction cost, the estimated cost to rebuild is \$122 million. The reconstruction would increase the capacity of the high school by 800 students, or by about 33%. None of the cost to replace Federal Way is included in the Impact Fee calculation in this Plan. Because of continued construction inflation, estimated construction costs will be re-calculated prior to the next bond election

FEDERAL WAY PUBLIC SCHOOLS 2008 CAPITAL FACILITIES PLAN

The non-instructional projects included in the plan will consolidate support services operations at a single location. The current Transportation and Maintenance facility cannot continue to meet the District needs in the future. Nutrition services and other administrative functions will also relocate to this centralized location.

The Board approved a pilot program at one elementary school to offer Kindergarten through 8th grade instructional configuration. The program will begin at one elementary school in September 2007 by adding a sixth grade class. As the program grows, there will be more information available about the unique facility needs for this grade configuration.

Minor boundary changes are planned for the 2007/08 school years at the elementary level to adjust for the fluctuating enrollment. Most of the growth in the Federal Way School District area has been on the east side of the district in unincorporated King County. Increases of elementary capacity and boundary changes will mitigate space requirements for students moving into this new housing.

SECTION 1 - THE CAPITAL FACILITIES PLAN

The State Growth Management Act requires that several pieces of information be gathered to determine the facilities available and needed to meet the needs of a growing community.

This section provides information about current facilities, existing facility needs, and expected future facility requirements for Federal Way Public Schools. A Financial Plan which shows expected funding for any new construction, portables and modernization listed follows this.

FEDERAL WAY PUBLIC SCHOOLS 2008 CAPITAL FACILITIES PLAN

INVENTORY OF EDUCATIONAL FACILITIES

ELEMENTARY SCHOOLS

Adelaide	1635 SW 304th Street	Federal Way	98023
Brigadoon	3601 SW 336th Street	Federal Way	98023
Camelot	4041 S 298th Street	Auburn	98001
Enterprise	35101 5th Avenue SW	Federal Way	98023
Green Gables	32607 47th Avenue SW	Federal Way	98023
Lake Dolloff	4200 S 308th Street	Auburn	98001
Lake Grove	303 SW 308th Street	Federal Way	98023
Lakeland	35827 32nd Avenue S	Auburn	98001
Mark Twain	2450 S Star Lake Road	Federal Way	98003
Meredith Hill	5830 S 300th Street	Auburn	98001
Mirror Lake	625 S 314th Street	Federal Way	98003
Nautilus	1000 S 289th Street	Federal Way	98003
Olympic View	2626 SW 327th Street	Federal Way	98023
Panther Lake	34424 1st Avenue S	Federal Way	98003
Rainier View	3015 S 368th Street	Federal Way	98003
Sherwood Forest	34600 12th Avenue SW	Federal Way	98023
Silver Lake	1310 SW 325th Place	Federal Way	98023
Star Lake	4014 S 270th Street	Kent	98032
Sunnycrest	24629 42nd Avenue S	Kent	98032
Twin Lakes	4400 SW 320th Street	Federal Way	98023
Valhalla	27847 42nd Avenue S	Auburn	98001
Wildwood	2405 S 300th Street	Federal Way	98003
Woodmont	26454 16th Avenue S.	Des Moines	98198

MIDDLE SCHOOLS

Federal Way Public Academy	34620 9 th Avenue S	Federal Way	98003
Illahee	36001 1st Avenue S	Federal Way	98003
Kilo	4400 S 308th Street	Auburn	98001
Lakota	1415 SW 314th Street	Federal Way	98023
Sacajawea	1101 S Dash Point Road	Federal Way	98003
Saghalie	33914 19th Avenue SW	Federal Way	98023
Sequoyah	3450 S 360 th ST	Auburn	98001
Totem	26630 40 th Ave S	Kent	98032

SENIOR HIGH SCHOOLS

Decatur	2800 SW 320th Street	Federal Way	98023
Federal Way	30611 16th Avenue S	Federal Way	98003
Thomas Jefferson	4248 S 288th Street	Auburn	98001
Todd Beamer	35999 16th Ave S	Federal Way	98003
Harry S Truman	31455 28th Ave S	Federal Way	98003

ALTERNATIVE SCHOOLS

Merit School	36001 1 st Ave S	Federal Way	98003
--------------	-----------------------------	-------------	-------

LEASED SPACES

Internet Academy	32020 1st Ave S	Federal Way	98003
------------------	-----------------	-------------	-------

CURRENT INVENTORY NON-INSTRUCTIONAL FACILITIES

Developed Property

Administrative Building	31405 18th Avenue S	Federal Way	98003
MOT Site	1066 S 320th Street	Federal Way	98003
Central Kitchen	1344 S 308th Street	Federal Way	98003
Federal Way Memorial Field	1300 S 308th Street	Federal Way	98003

Leased Space

Community Resource Center	1813 S Commons	Federal Way	98003
Available Office Space	30819 14 th Ave S	Federal Way	98003

Undeveloped Property

Site #	Location
75	SW 360th Street & 3rd Avenue SW – 9.2 Acres
65	S 351st Street & 52nd Avenue S – 8.8 Acres
60	E of 10th Avenue SW - SW 334th & SW 335th Streets - 10.04 Acres
73	N of SW 320 th and east of 45 th PL SW – 23.45 Acres
71	S 344th Street & 46th Avenue S - 17.47 Acres
82	1 st Way S and S 342 nd St – Minimal acreage
74	3737 S 360 th St - 47.13 Acres (Part of this site is being used for Sequoyah Middle School)
96	S 308 th St and 14 th Ave S – .36 Acres
81	S 332 nd St and 9 th Ave S – 20 Acres

Notes:

Not all undeveloped properties are large enough to meet school construction requirements. Properties may be traded or sold depending on what locations are needed to house students in the District.

NEEDS FORECAST - EXISTING FACILITIES

EXISTING FACILITY	FUTURE NEEDS	ANTICIPATED SOURCE OF FUNDS
Purchase and Relocate Portables	Interim Capacity	Anticipated source of funds is Impact Fees.
Elementary Schools: Lakeland, Panther Lake, Sunnycrest and Valhalla	Replace Existing Buildings Increase capacity at Lakeland, Panther Lake, Sunnycrest and Valhalla by a total of 200 seats	Voter approved bonds.
Lakota Middle School	Replace Existing Building	Voter approved bonds
Federal Way High School	Replace Existing Building, Increase Capacity	Future bond authorization
Decatur High School	Increase Capacity	Future bond authorization.

The District is also planning the replacement of some non-instructional facilities. The District has purchased 20 acres (Site #81) for construction of consolidated facilities for support services functions. Transportation, Nutrition Services, Maintenance and other non-instructional functions will be housed at this centralized location.

As part of the multi phase plan, the District intends to increase capacity for high school students with expansion at the Decatur High School site. Increased capacity at Federal Way High and at Decatur High supplant the need for construction of a fifth comprehensive high school.

NEEDS FORECAST - NEW FACILITIES

NEW FACILITY	LOCATION	ANTICIPATED SOURCE OF FUNDS
---------------------	-----------------	--

No current plans for new facilities.

Six Year Finance Plan

Secured Funding

Sources	
Impact Fees (1)	466,443
Land Sale Funds (2)	395,439
Bond Funds (3)	4,545,439
State Match (4)	2,426,365
TOTAL	\$7,833,686

Sources	
State Match (5)	\$20,000,000
Bond or Levy Funds (6)	\$86,500,000
Land Fund Sales (7)	\$14,000,000
Impact Fees (8)	3,440,000
TOTAL	\$100,500,000

Projected Revenue

Actual and Planned Expenditures

NEW SCHOOLS	Current and Prior Years		Budget						Total		Total Cost
	2007/08	2008/09	2008/09	2009/10	2010/11	2011/12	2012/13	2013/14	2007-2013		
MODERNIZATION AND EXPANSION											
Valhalla Elementary	\$7,570,000	\$9,930,000	\$9,930,000								\$17,500,000
Panther Lake Elementary	\$7,570,000	\$9,930,000	\$9,930,000								\$17,500,000
Lakeland Elementary		\$7,570,000	\$7,570,000	\$9,930,000							\$17,500,000
Sunnycrest Elementary		\$7,570,000	\$7,570,000	\$9,930,000							\$17,500,000
Lakota Middle School		\$15,361,250	\$15,361,250	\$15,038,750	\$3,600,000						\$34,000,000
TEMPORARY FACILITIES											
Portables (9)	\$986,946	\$386,946	\$386,946								\$386,946
TOTAL	\$986,946	\$986,946	\$15,526,946	\$34,898,750	\$3,600,000	\$0	\$0	\$0	\$0	\$104,386,946	\$1,373,892

NOTES:

1. These fees are currently being held in a King County, City of Federal Way and City of Kent impact fee account, and will be available for use by the District for system improvements. This is year end balance on 12/31/06.
2. These funds come from various sales of land and are set aside for estimated expenditures. This is year end balance on 12/31/06.
3. This is the 12/31/06 balance of bond funds. This figure includes interest earnings.
4. These are state matching funds received for Todd Beamer High School, Truman High School and the additions to existing buildings. This is a year end balance on 12/31/06.
5. This is anticipated State Match for projects attached to future bond issues. This is based on July 1, 2006 State Match indices.
6. These are anticipated bond funds. Voters have approved a bond for \$149m.
7. Projected sale of surplus properties.
8. These are projected fees based upon known residential developments in the District over the next six years. This figure assumes \$50,000 per month for the next six years.
9. These fees represent the cost of purchasing and installing new portables.

SECTION 2 - MAPS OF DISTRICT BOUNDARIES

Federal Way Public Schools (the District) has twenty-two elementary schools (grades K-5), seven middle school schools (grades 6-8), five senior high schools (grades 09-12), one school serving K-6 and one school serving students in grades 6 -10 for the 2007/08 school year. The Internet Academy serves grades K-12. The following maps show the service area boundaries for each school, by school type. (Harry S. Truman High School, Merit School, Internet Academy and Federal Way Public Academy serve students from throughout the District). The identified boundaries are reviewed annually. Any change in grade configuration or adoption of programs that affect school populations may necessitate a change in school service areas.

The Growth Management Act requires that a jurisdiction evaluate if the public facility infrastructure is in place to handle new housing developments. In the case of most public facilities, new development has its major impact on the facilities immediately adjacent to that development. School Districts are different. If the District does not have permanent facilities available, interim measures must be taken until new facilities can be built or until boundaries can be adjusted to match the population changes to the surrounding facilities.

Adjusting boundaries requires careful consideration by the District and is not taken lightly. It is recognized that there is a potential impact on students who are required to change schools. Boundary adjustments impact the whole district, not just one school.

It is important to realize that a single housing development does not require the construction of a complete school facility. School districts are required to project growth throughout the district and build or adjust boundaries based on growth throughout the district, not just around a single development.

ELEMENTARY SCHOOL BOUNDARIES



Federal Way Public Schools
Every Student, a Reader

ELEMENTARY SCHOOLS

Code -- ■

- | | |
|--------------------|------|
| 1 Adelaide | C-6 |
| 2 Brigadoon | B-8 |
| 3 Canby | G-5 |
| 4 Enterprise | D-9 |
| 5 Green Gables | A-7 |
| 6 Lake Dottie | G-6 |
| 7 Lake Grove | D-6 |
| 8 Lakeland | E-9 |
| 8 Mark Twain | F-4 |
| 10 Meredith Hill | H-5 |
| 11 Mirror Lake | E-6 |
| 12 Nautilus | E-5 |
| 13 Olympic View | C-7 |
| 14 Panther Lake | E-8 |
| 15 Rainier View | F-10 |
| 16 Sherwood Forest | O-6 |
| 17 Silver Lake | D-7 |
| 18 Star Lake | G-3 |
| 19 Sunnycrest | G-2 |
| 20 Twin Lakes | B-6 |
| 21 Valhalla | G-4 |
| 22 Wildwood | F-5 |
| 23 Woodmont | F-3 |

MIDDLE SCHOOLS

Code -- ■

- | | |
|-------------------------------|-----|
| 30 Ilahoe | E-9 |
| 31 Kilo | G-6 |
| 32 Lakota | D-6 |
| 33 Sacajawea | E-5 |
| 34 Saghalie | C-8 |
| 35 Totem | C-8 |
| 36 Federal Way Public Academy | E-8 |

SENIOR HIGH SCHOOLS

Code -- ■

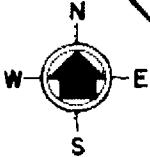
- | | |
|---------------------|-----|
| 40 Decatur | E-6 |
| 41 Federal Way | E-3 |
| 42 Thomas Jefferson | G-4 |
| 45 Todd Beamer | E-9 |
| 49 Harry S. Truman | F-5 |

Future School Sites
Surplus Sites

- | | |
|--|-----|
| 81 Educational Service Center | F-6 |
| 45 Maintenance-Operations-Transportation | E-6 |

Parks --

FEDERAL WAY, WASHINGTON and VICINITY



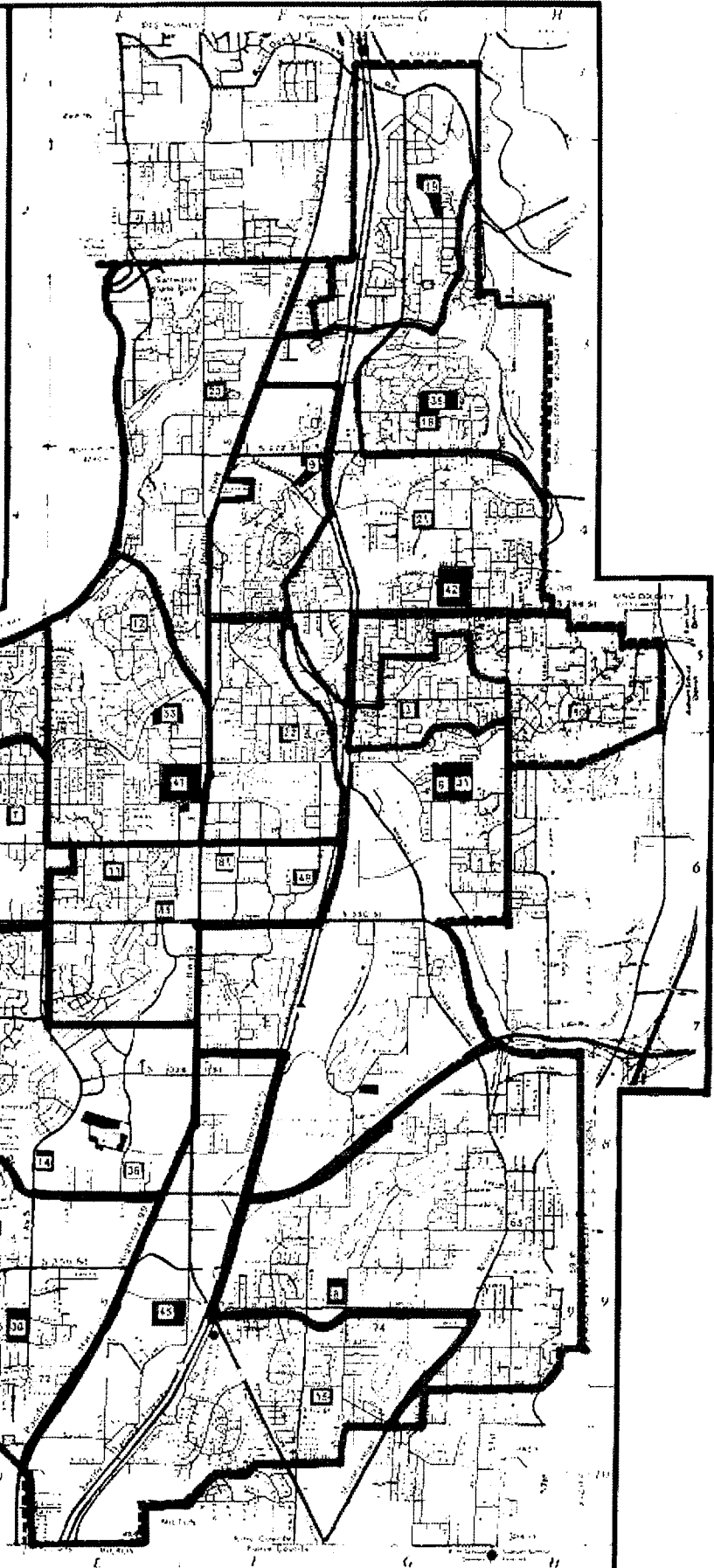
Scale: 1 inch = 1/4 mile

Scale: 1 inch = 1/2 mile



Federal Way Public Schools
Every Student, a Reader

1995-2000



MIDDLE SCHOOL BOUNDARIES



Federal Way Public Schools
Every Student, A Reader

ELEMENTARY SCHOOLS

Code -- ■

- 1 Adelaida C-6
- 2 Brigadoon B-8
- 3 Camoet G-5
- 4 Enterprise D-9
- 5 Green Gables A-7
- 6 Lake Dottie G-6
- 7 Lake Grove D-6
- 8 Lakeland E-9
- 9 Mark Twain F-4
- 10 Meredith Hill H-5
- 11 Mirror Lake E-8
- 12 Nautilus E-5
- 13 Olympic View C-7
- 14 Panther Lake E-8
- 15 Rainier View F-10
- 16 Sherwood Forest D-8
- 17 Silver Lake D-7
- 18 Star Lake G-3
- 19 Sunnycrest G-2
- 20 Twin Lakes B-6
- 21 Vashalla G-4
- 22 Wildwood F-5
- 23 Woodmont F-2

MIDDLE SCHOOLS

Code -- ■

- 30 Illahee E-9
- 31 Kilo G-6
- 32 Lakota E-5
- 33 Sacajawea E-5
- 34 Saghalle C-8
- 35 Totem G-3
- 36 Federal Way Public Academy E-8

SENIOR HIGH SCHOOLS

Code -- ■

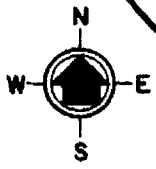
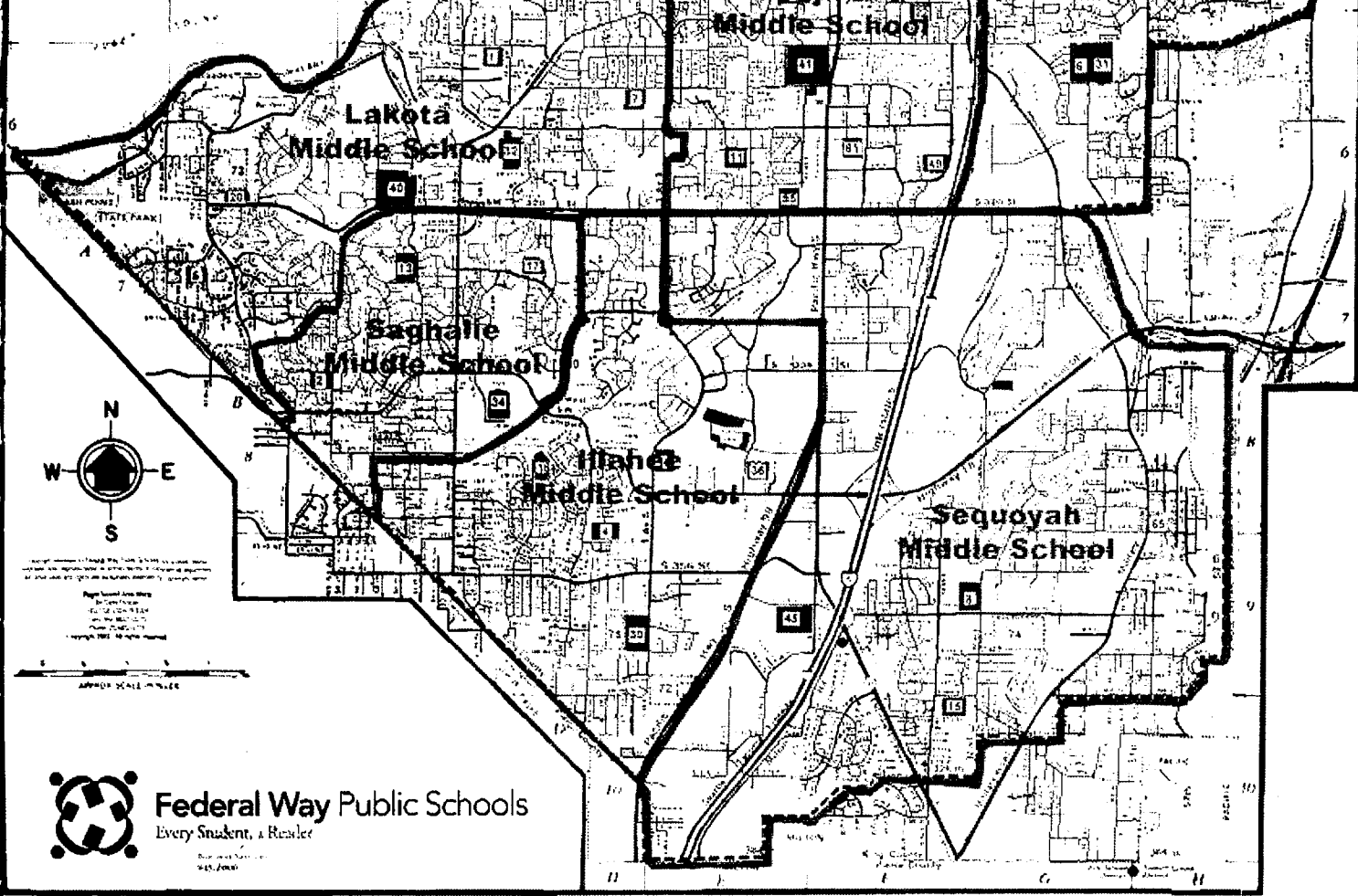
- 40 Decatur C-6
- 41 Federal Way E-5
- 42 Thomas Jefferson G-4
- 45 Todd Beamer E-9
- 49 Harry S. Truman F-6

Future School Sites --
Surplus Sites --

- 81 Educational Service Center F-6 --
- 85 Maintenance-Operations-Transportation E-6 -- Code -- ■

Parks --

FEDERAL WAY, WASHINGTON and VICINITY



Page found only when
the map is used in conjunction with the
1997-98 School Directory
Copyright 1997. All rights reserved.

APPROX SCALE 1:10000



Federal Way Public Schools
Every Student, A Reader

945/2000

HIGH SCHOOL BOUNDARIES



Federal Way Public Schools
Every Student, a Reader

ELEMENTARY SCHOOLS

- Code -- ■
- | | |
|--------------------|------|
| 1 Adelaide | C-8 |
| 2 Brigadoon | B-8 |
| 3 Camacho | G-5 |
| 4 Enterprise | D-9 |
| 5 Green Gables | A-7 |
| 6 Lake Doboff | G-5 |
| 7 Lake Grove | D-6 |
| 8 Lakeland | E-8 |
| 9 Mark Twain | F-4 |
| 10 Meredith Hill | H-3 |
| 11 Minor Lake | E-6 |
| 12 Nautilus | E-5 |
| 13 Olympic View | C-7 |
| 14 Panther Lake | E-8 |
| 15 Rainier View | F-10 |
| 16 Sherwood Forest | D-8 |
| 17 Silver Lake | D-7 |
| 18 Star Line | G-3 |
| 19 Sunnycrest | G-2 |
| 20 Twin Lakes | E-6 |
| 21 Valhalla | G-4 |
| 22 Wildwood | F-5 |
| 23 Woodmont | F-3 |

MIDDLE SCHOOLS

- Code -- ■
- | | |
|-------------------------------|-----|
| 30 Illahee | E-9 |
| 31 Xilo | G-6 |
| 32 Lakota | G-6 |
| 33 Sacajawea | E-5 |
| 34 Saghalie | C-8 |
| 35 Totem | G-3 |
| 36 Federal Way Public Academy | E-8 |

SENIOR HIGH SCHOOLS

- Code -- ■
- | | |
|---------------------|-----|
| 40 Decatur | C-6 |
| 41 Federal Way | E-5 |
| 42 Thomas Jefferson | G-4 |
| 43 Todd Beamer | E-5 |
| 44 Harry S. Truman | F-6 |

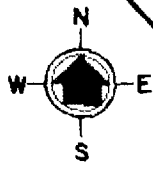
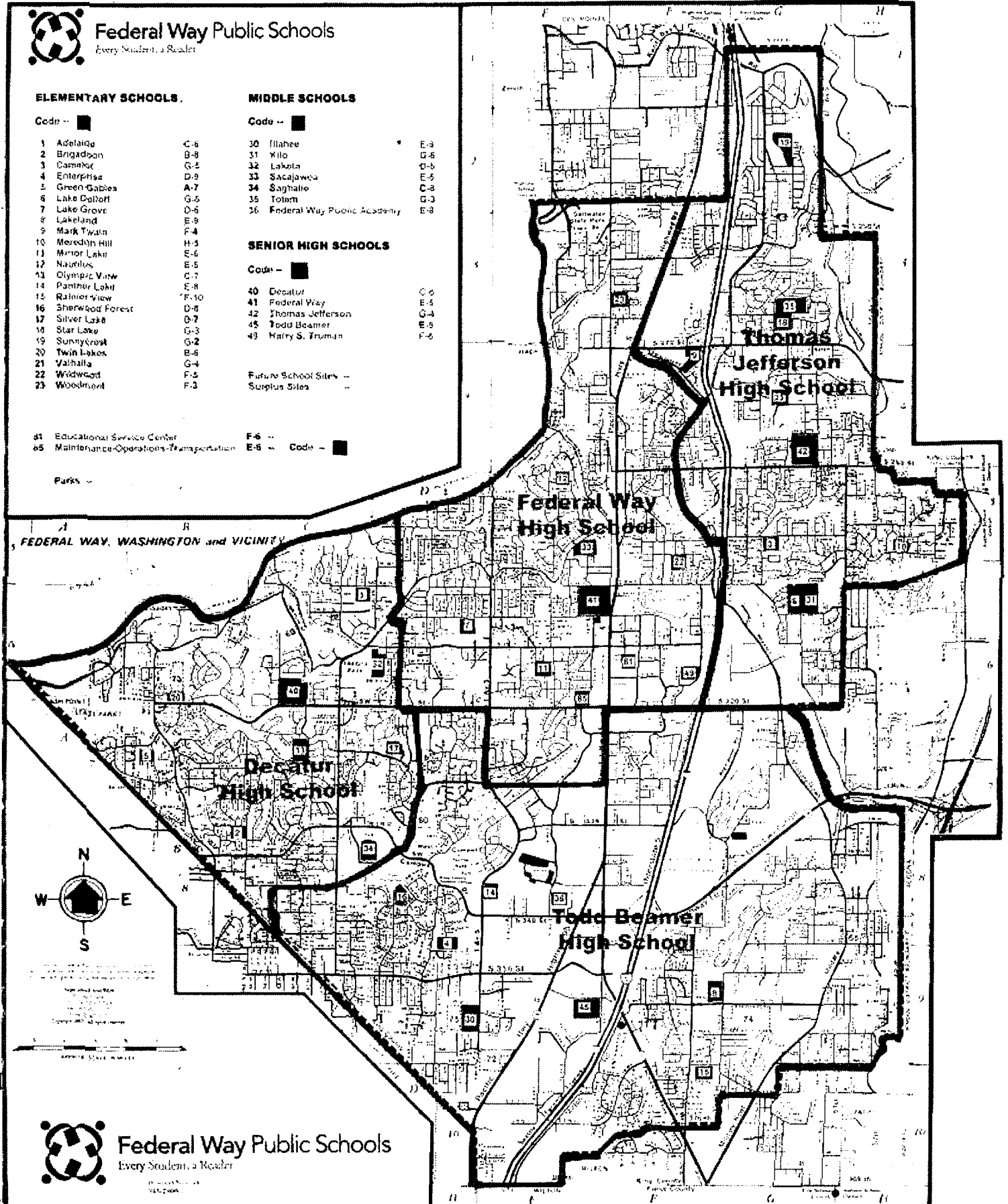
Future School Sites -- ■
Scraping Sites -- ■

- 81 Educational Service Center
85 Maintenance-Operations-Transportation

F-6 -- Code -- ■
E-6 -- Code -- ■

Parks -- ■

FEDERAL WAY, WASHINGTON and VICINITY



Scale: 1 inch = 1 mile
Scale: 1 inch = 0.5 mile



Federal Way Public Schools
Every Student, a Reader

SECTION 3 - SUPPORT DOCUMENTATION

Building Capacities - The Education Program

Portable Locations

Student Forecast – 2008 through 2014

Capacity Summaries

King County Impact Fees - Single and Multi Family Units

FEDERAL WAY PUBLIC SCHOOLS 2008 CAPITAL FACILITIES PLAN

Building Capacities

This Capital Facilities Plan establishes the District's "standard of service" in order to ascertain the District's current and future capacity. The Superintendent of Public Instruction establishes square footage guidelines for capacity, but these guidelines do not take into consideration the education program needs.

In general, the District's current target class size provides that the average class size for a standard classroom for grades K through 2 should be 20 students. For grades 3-5 the target is 25 students. For grades six to 12 the target class size is 26 students. Classrooms for students with Individualized Education Program (Special Education) needs are calculated at 12 seats per classroom.

Using the OSPI square footage calculation as a base line, the District has calculated a program capacity for all schools. The following list clarifies the adjustments to the OSPI calculation.

Music Rooms:

Each elementary school requires a standard classroom for music instruction.

All Day Kindergarten:

Every elementary school operates at least one all day Kindergarten program. These all day Kindergarten program require additional capacity because the standard classroom is available for one all day session rather than two half day sessions. The District will operate 39 sections of all day Kindergarten in 2007/08.

Special Education Resource Rooms:

Each elementary and middle school requires the use standard classroom(s) for special education students requiring instruction to address specific disabilities

English as a Second Language Programs:

Each elementary, middle school and high school requires the use of standard classroom for students learning English as a second language.

Middle School Computer Labs:

Each middle school has at least one computer lab.

High School Career Development and Learning Center (Resource) Room:

Each high school provides special education resource room and career development classrooms for students requiring instruction to address specific disabilities.

FEDERAL WAY PUBLIC SCHOOLS 2008 CAPITAL FACILITIES PLAN

BUILDING PROGRAM CAPACITIES

ELEMENTARY BUILDING PROGRAM CAPACITY

School Name	Headcount	FTE
Adelaide	349	349
Bgadon	312	312
Camelot	254	254
Enterprise	443	443
Green Gables	474	474
Lake Dolloff	395	395
Lake Grove	344	344
Lakeland	377	377
Mark Twain	321	321
Medith Hill	475	475
Mor Lake	371	371
Nautilus	353	353
Olympic View	333	333
Panther Lake	422	422
Rainier View	429	429
Sherwood Forest	408	408
Silver Lake	421	421
Star Lake	367	367
Sunnycrest	354	354
Twin Lakes	308	308
Valhalla	352	352
Wood	286	286
Woodmont	347	347
2007 TOTAL	8,495	8,495

<i>OSPI Elementary Calculation</i>	11,339
Elementary Average	369

MIDDLE SCHOOL BUILDING PROGRAM CAPACITY

School Name	Headcount	FTE
Illahee	890	899
Ko	908	917
Lakota	827	835
Sacajawea	735	742
Saghalie	849	858
Seqoyah	601	607
Totem	751	759
Federal Way Public Academy	199	201
2007 TOTAL	5,760	5,818

<i>OSPI Middle School Calculation</i>	6,327
*Middle School Average	927

SENIOR HIGH BUILDING PROGRAM CAPACITY

School Name	Headcount	FTE
Decatur	1306	1,382
Federal Way	1405	1,487
Thomas Jefferson	1386	1,467
Todd Bamer	1121	1,186
Truman High School	290	307
Federal Way Public Academy	133	141
2007 TOTAL	5,641	5,969

<i>OSPI High School Calculation</i>	5,948
*Senior High Average	1,305

ALTERNATIVE SCHOOL BUILDING PROGRAM CAPACITY

School Name	Headcount	FTE
Art School	16	16
2006 TOTAL	16	16

Notes:

- *Federal Way Public Academy capacity is not used in calculated average.
- *Truman High School capacity is not used in calculated average.

Portable Locations

The Washington State Constitution requires the State to provide each student a basic education. It is not an efficient use of District resources to build a school with a capacity for 500 students due to lack of space for 25 students when enrollment fluctuates throughout the year and from year to year.

Portables are used as temporary facilities or interim measures to house students when increasing population impacts a school attendance area. Portables may also be required to house students when new or changing programs require additional capacity. They also provide temporary housing for students until permanent facilities can be financed and constructed. . When permanent facilities become available, the portable(s) is either used for other purposes such as storage or child care programs, or moved to another school for an interim classroom. Some portables may not be fit to move due to age or physical condition. In these cases, the District may choose to buy new portables and surplus these unfit portables. It is the practice and philosophy of Federal Way Public Schools that portables are not acceptable as permanent facilities.

The following page provides a list of the location of the portable facilities, used for temporary educational facilities by Federal Way Public Schools.

FEDERAL WAY PUBLIC SCHOOLS 2008 CAPITAL FACILITIES PLAN

PORTABLE LOCATIONS

PORTABLES LOCATED AT ELEMENTARY SCHOOLS

	INSTRUCTIONAL	NON INSTRUCTIONAL
Adelaide	3	
Brigadoon	1	
Camelot		1
Enterprise	3	
Green Gables	1	
Lake Dolloff	1	1
Lake Grove	2	1
Lakeland	2	
Mark Twain	3	
Meredith Hill	2	1
Mirror Lake	3	1
Nautilus	1	
Olympic View	1	1
Panther Lake	3	
Rainier View	2	1
Sherwood Forest	4	
Silver Lake	4	
Star Lake	2	2
Sunnycrest	1	1
Twin Lakes	2	1
Valhalla	1	1
Wildwood	4	
Woodmont	3	
TOTAL	49	12

PORTABLES LOCATED AT SENIOR HIGHS

	INSTRUCTIONAL	NON INSTRUCTIONAL
Decatur	9	
Federal Way	2	1
Thomas Jefferson	7	
Todd Beamer	7	1
TOTAL	25	

PORTABLES LOCATED AT SUPPORT FACILITIES

MOT	1
TDC	5
TOTAL	6

HEAD START PORTABLES AT DISTRICT SITES

Sherwood Forest	1
Total	1

PORTABLES LOCATED AT MIDDLE SCHOOLS

	INSTRUCTIONAL	NON INSTRUCTIONAL
Illahee		3
Kilo	6	1
Lakota	3	
Sacajawea	4	
Saghalie	4	
Totem	5	
Merit	2	
TOTAL	24	4

Student Forecast

Student enrollment projections are a basic component of budget development. Enrollment projections influence many of the financial estimates that go into budget preparation. The majority of staffing requirements are derived directly from the forecasted number of students. Allocations for instructional supplies and materials are also made on the basis of projected enrollment. Other expenditures and certain revenue projections are directly related to enrollment projections.

Enrollment projections are completed annually in the Business Services Department. Projections must be detailed at various levels, district total, school-building totals, grade level and program level to include vocational and special education students.

The basis of projections has been cohort survival analysis. Cohort survival is the analysis of a group that has a common statistical value (grade level) as it progresses through time. In a stable population the cohort would be 1.00 for all grades. This analysis uses historical information to develop averages and project the averages forward. This method does not trace individual students; it is concerned with aggregate numbers in each grade level. The district has used this method with varying years of history and weighted factors to study several projections. Because transfers in and out of the school system are common, student migration is factored into the analysis as it increases or decreases survival rates. Entry grades (kindergarten) are a unique problem in cohort analysis. The district collects information on birth rates within the district's census tracts, and treats these statistics as a cohort for kindergarten enrollment in the appropriate years.

The Federal Way School District is using various statistical methods for projecting student enrollments. The resultant forecasted enrollments are evaluated below.

The first method is a statistical cohort analysis that produces ten distinct forecasts. These are forecast of enrollment for one year. The projections vary depending on the number of years of historical information and how they are weighted.

A second method is a projection using an enrollment projection software package that allows the user to project independently at school or grade level and to aggregate these projections for the district level. The Enrollment Master™ software provides statistical methods including trend line, standard grade progression (cohort) and combinations of these methods. This software produces a five-year projection of school enrollment.

In December 2006, the District contracted a demographer to develop projections for the Federal Way School District. The report was complete in January 2007. The model used to forecast next year's enrollment uses cohort survival rates to measure grade to grade growth, assumes market share losses to private schools (consistent with county-wide average),

FEDERAL WAY PUBLIC SCHOOLS 2008 CAPITAL FACILITIES PLAN

assumes growth from new housing or losses due to net losses from migration. This forecast was provided as a range of three projections. The long-range forecast provided with this report used a model with cohort survival rates and growth rates based on projected changes in the 5-19 age group for King County. Most of the methods used for long range enrollment reporting assume that enrollment is a constant percent of something else (e.g. population) or that enrollment will mirror some projected trend for the school-age population over time. The report included 5 different calculations to provide a range of possible projections for the District to the year 2015. This model produces a projection that is between 23,000 and 24,000 when applied to the low, medium and high range modes. This provides a reasonable range for long-range planning and is consistent with estimates from various models.

Long-range projections that establish the need for facilities are a modification of the cohort survival method. The cohort method of analysis becomes less reliable the farther out the projections are made. The Federal Way School District long-range projections are studied annually. The study includes information from the jurisdictional demographers as they project future housing and population in the region. The long-range projections used by Federal Way Public Schools reflect a similar age trend in student populations as the projections published by the Office of Financial Management for the State of Washington.

Near term projections assume some growth from new housing, which is offset by current local economic conditions. The District tracks new development from four permitting jurisdictions. Long range planning assumes a student yield from proposed new housing consistent with historical growth patterns.

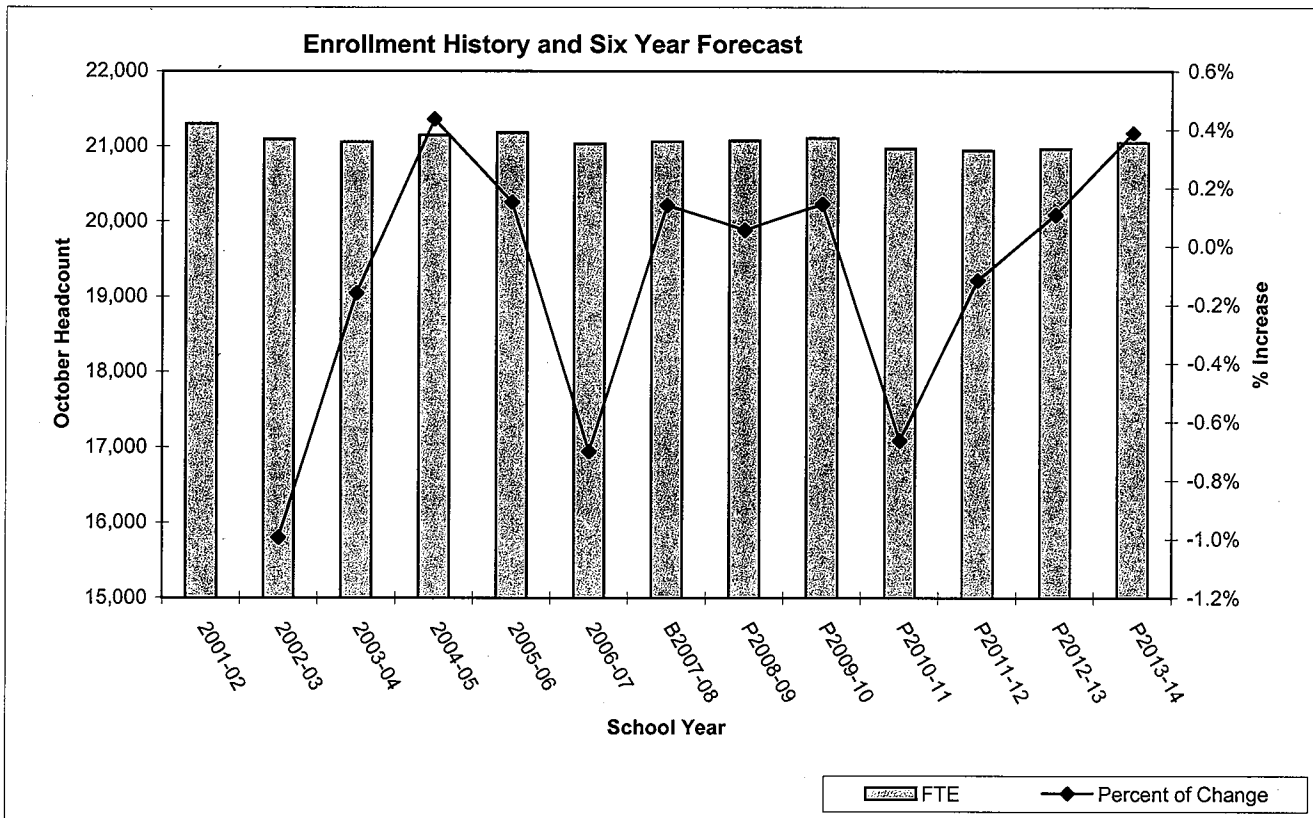
Growth Management requires jurisdictions to plan for a minimum of twenty years. The Federal Way School District is a partner in this planning with the various jurisdictions comprising the school district geography. These projections create a vision of the school district community in the future.

Full Time Equivalent Enrollment History and Projections

Simplified FTE (K Headcount = .5 FTE; Middle School FTE=.99 Headcount; Senior High FTE = .945Headcount)

Calendar Yr	School Year	Elementary	Middle School	Senior High	Total K -12 FTE	Percent Change
2002	2001-02	11,498	5,337	4,467	21,302	
2003	2002-03	11,202	5,454	4,437	21,093	-1.0%
2004	* 2003-04	9,127	5,524	6,408	21,059	-0.2%
2005	2004-05	9,164	5,473	6,515	21,152	0.4%
2006	2005-06	9,105	5,309	6,770	21,184	0.2%
2007	2006-07	9,022	5,261	6,754	21,037	-0.7%
2008	B2007-08	9,025	5,162	6,880	21,067	0.1%
2009	P2008-09	8,976	5,091	7,012	21,079	0.1%
2010	P2009-10	9,006	5,119	6,985	21,110	0.1%
2011	P2010-11	9,054	5,120	6,797	20,971	-0.7%
2012	P2011-12	9,113	5,085	6,749	20,947	-0.1%
2013	P2012-13	9,208	5,037	6,725	20,970	0.1%
2014	P2013-14	9,312	5,011	6,729	21,052	0.4%

* New Configuration Elementary K-5 Middle School 6-8 High School 9-12



Capacity Summaries

All Grades, Elementary, Middle School, and Senior High Schools

The Capacity Summaries combine Building Capacity information and the Student Forecast information. The result demonstrates the requirements for new or remodeled facilities and why there is a need for the District to use temporary facilities or interim measures.

The information is organized in spreadsheet format, with a page summarizing the entire District, and then evaluating capacity vs. number of students at elementary, middle school, and senior high levels individually.

The notes at the bottom of each spreadsheet provide information about what facilities are in place each year.

FEDERAL WAY PUBLIC SCHOOLS 2008 CAPITAL FACILITIES PLAN

CAPACITY SUMMARY - ALL GRADES

CAPACITY	Budget	-- Projected --						
	Calendar Year	2008	2009	2010	2011	2012	2013	2014
	School Year	2007/08	2008/09	2009/10	2010/11	2011/12	2012/13	2013/14
BUILDING PROGRAM								
HEADCOUNT CAPACITY	19,896	19,896	19,896	19,896	19,996	20,096	20,096	20,096
FTE CAPACITY	20,282	20,282	20,282	20,282	20,382	20,482	20,482	20,482
Add or subtract changes to capacity								
Increase Capacity, Lakeland, Panther Lake Sunnycrest and Valhalla				100	100			
Adjusted Program Headcount Capacity	19,896	19,896	19,896	19,996	20,096	20,096	20,096	20,096
Adjusted Program FTE Capacity	20,282	20,282	20,282	20,382	20,482	20,482	20,482	20,482

ENROLLMENT

Basic FTE Enrollment	21,067	21,079	21,110	20,971	20,947	20,970	21,052
Internet Academy Enrollment (AAFTE)	296	296	296	296	296	296	296
Basic FTE Enrollment without Internet Academy	20,771	20,783	20,814	20,675	20,651	20,674	20,756

SURPLUS OR (UNHOUSED) PROGRAM FTE CAPACITY	(489)	(501)	(532)	(293)	(169)	(192)	(274)
---	--------------	--------------	--------------	--------------	--------------	--------------	--------------

RELOCATABLE CAPACITY

Current Portable Capacity	2,600	2,675	2,675	2,675	2,675	2,675	2,675
Add/Subtract Portable Capacity							
Add New Portable Capacity	75						
Deduct Portable Capacity							
Adjusted Portable Capacity	2,675	2,675	2,675	2,675	2,675	2,675	2,600

SURPLUS OR (UNHOUSED) PROGRAM AND RELOCATABLE CAPACITY	2,186	2,174	2,143	2,382	2,506	2,483	2,326
---	--------------	--------------	--------------	--------------	--------------	--------------	--------------

FEDERAL WAY PUBLIC SCHOOLS 2008 CAPITAL FACILITIES PLAN

CAPACITY SUMMARY - ELEMENTARY SCHOOLS

CAPACITY	Budget	-- Projected --						
	Calendar Year	2008	2009	2010	2011	2012	2013	2014
	School Year	2007/08	2008/09	2009/10	2010/11	2011/12	2012/13	2013/14
BUILDING PROGRAM								
HEAD COUNT CAPACITY	8,495	8,495	8,495	8,495	8,595	8,695	8,695	
FTE CAPACITY	8,495	8,495	8,495	8,495	8,595	8,695	8,695	
1. Increase Capacity, Lakeland, Panther Lake Sunnycrest and Valhalla				100	100			
Adjusted Program Headcount Capacity	8,495	8,495	8,495	8,595	8,695	8,695	8,695	
Adjusted Program FTE Capacity	8,495	8,495	8,495	8,595	8,695	8,695	8,695	

ENROLLMENT

Basic FTE Enrollment	9,025	8,976	9,006	9,054	9,113	9,208	9,312
2. Internet Academy (AAFTE)	49	49	49	49	49	49	49
Basic FTE Enrollment without Internet Academy	8,976	8,927	8,957	9,005	9,064	9,159	9,263

SURPLUS OR (UNHOUSED) PROGRAM CAPACITY	(481)	(432)	(462)	(410)	(369)	(464)	(568)
---	--------------	--------------	--------------	--------------	--------------	--------------	--------------

RELOCATABLE CAPACITY 3.

Current Portable Capacity	1,225	1,300	1,300	1,300	1,300	1,300	1,300
Add/Subtract portable capacity	75						
Adjusted Portable Capacity	1,300	1,300	1,300	1,300	1,300	1,300	1,300

SURPLUS OR (UNHOUSED) PROGRAM AND RELOCATABLE CAPACITY	819	868	838	890	931	836	732
---	------------	------------	------------	------------	------------	------------	------------

NOTES:

1. Increase Capacity at Lakeland, Panther Lake, Sunnycrest and Valhalla
2. Internet Academy students are included in projections but do not require full time use of school facilities.
3. Relocatable Capacity is based on the number of portables available and other administrative techniques which can be used to temporarily house students until permanent facilities are available. This is a calculated number only. The actual number of portables that will be used will be based on actual student population needs. The District may begin to pull portables from the instructional inventory. Age and condition of the portables will determine feasibility for continued instructional use.

FEDERAL WAY PUBLIC SCHOOLS 2008 CAPITAL FACILITIES PLAN

CAPACITY SUMMARY - MIDDLE SCHOOLS

CAPACITY	Budget	-- Projected --						
	Calendar Year	2008	2009	2010	2011	2012	2013	2014
	School Year	2007/08	2008/09	2009/10	2010/11	2011/12	2012/13	2013/14
BUILDING PROGRAM								
HEADCOUNT CAPACITY	5,760	5,760	5,760	5,760	5,760	5,760	5,760	5,760
FTE CAPACITY	5,818	5,818	5,818	5,818	5,818	5,818	5,818	5,818
Adjusted Program Headcount Capacity	5,760	5,760	5,760	5,760	5,760	5,760	5,760	5,760
Adjusted Program FTE Capacity	5,818	5,818	5,818	5,818	5,818	5,818	5,818	5,818

ENROLLMENT

Basic FTE Enrollment	5,162	5,091	5,119	5,120	5,085	5,037	5,011
1. Internet Academy (AAFTE)	76	76	76	76	76	76	76
Basic FTE Enrollment without Internet Academy	5,086	5,015	5,043	5,044	5,009	4,961	4,935

SURPLUS OR (UNHOUSED) PROGRAM CAPACITY	674	745	717	716	751	799	825
---	------------	------------	------------	------------	------------	------------	------------

RELOCATABLE CAPACITY 2..

Current Portable Capacity	600	600	600	600	600	600	600
Add/Subtract portable capacity							
Add new portable capacity							
Adjusted Portable Capacity	600	600	600	600	600	600	600

SURPLUS OR (UNHOUSED) PROGRAM AND RELOCATABLE CAPACITY	1,274	1,345	1,317	1,316	1,351	1,399	1,425
---	--------------	--------------	--------------	--------------	--------------	--------------	--------------

NOTES:

1. Internet Academy students are included in projections but do not require full time use of school facilities.
2. Relocatable Capacity is based on the number of portables available and other administrative techniques which can be used to temporarily house students until permanent facilities are available. This is a calculated number only. The actual number of portables that will be used will be based on actual student population needs. The District may begin to pull portables from the instructional inventory. Age and condition of the portables will determine feasibility for continued instructional use.

FEDERAL WAY PUBLIC SCHOOLS 2008 CAPITAL FACILITIES PLAN

CAPACITY SUMMARY - SENIOR HIGH SCHOOLS

CAPACITY	Budget	-- Projected --						
	Calendar Year	2008	2009	2010	2011	2012	2013	2014
	School Year	2007/08	2008/09	2009/10	2010/11	2011/12	2012/13	2013/14
BUILDING PROGRAM								
HEADCOUNT CAPACITY	5,641	5,641	5,641	5,641	5,641	5,641	5,641	5,641
FTE CAPACITY	5,969	5,969	5,969	5,969	5,969	5,969	5,969	5,969
Add or subtract changes in capacity								
Adjusted Program Headcount Capacity	5,641	5,641	5,641	5,641	5,641	5,641	5,641	5,641
Adjusted Program FTE Capacity	5,969	5,969	5,969	5,969	5,969	5,969	5,969	5,969

ENROLLMENT

Basic FTE Enrollment	6,880	7,012	6,985	6,797	6,749	6,725	6,729
1. Internet Academy (AAFTE)	171	171	171	171	171	171	171
Basic Ed without Internet Academy	6,709	6,841	6,814	6,626	6,578	6,554	6,558

SURPLUS OR (UNHOUSED) PROGRAM CAPACITY	(1,068)	(1,200)	(1,173)	(985)	(937)	(913)	(917)
---	----------------	----------------	----------------	--------------	--------------	--------------	--------------

RELOCATABLE CAPACITY 2.

Current Portable Capacity	625	625	625	625	625	625	625
Adjusted Portable Capacity	625	625	625	625	625	625	625

SURPLUS OR (UNHOUSED) PROGRAM AND RELOCATABLE 3. CAPACITY	(443)	(575)	(548)	(360)	(312)	(288)	(292)
--	--------------	--------------	--------------	--------------	--------------	--------------	--------------

NOTES:

- Internet Academy students are included in projections but do not require full time use of school facilities.
- Relocatable Capacity is based on the number of portables available and other administrative techniques which can be used to temporarily house students until permanent facilities are available. This is a calculated number only. The actual number of portables that will be used will be based on actual student population needs. The District may begin to pull portables from the instructional inventory. Age and condition of the portables will determine feasibility for continued instructional use.
- Capacity for unhousted students will be accommodated with traveling teachers and no planning time in some classrooms. Puget Sound Early College will house approximately 60 of the unhousted students.

King County, the City of Federal Way, and the City of Kent Impact Fee Calculations

Single and Multi-Family Residences

Each jurisdiction that imposes school impact fees requires that developers pay these fees to help cover a share of the impact of new housing developments on school facilities.

To determine an equitable fee throughout unincorporated King County, a formula was established. This formula can be found in King County Code 21A and was substantially adopted by the City of Federal Way and Kent. The formula requires the District to establish a "Student Generation Factor" which estimates how many students will be added to a school district by each new single or multi-family unit and to gather some standard construction costs, which are unique to that district.

- STUDENT GENERATION FACTOR ANALYSIS

Federal Way Public Schools student generation factor was determined separately for single-family units and multi-family units. The factors used in the 2007 Capital Facilities Plan were derived using actual generation factors from single-family units that were constructed in the last five (5) years.

- IMPACT FEE CALCULATION

Following the calculations for the student generation factor is a copy of the Impact Fee Calculation for single family and multi-family units based on King County Code 21A and the Growth Management Act.

- Temporary Facility Cost is the average cost of a portable purchased within the last 12 months.
- Site Acquisition Costs is the per acre cost of the last school site purchased (site 45); this is a negotiated purchase price.

	Plan Year 2008	<i>Plan Year 2007</i>
Single Family Units	\$3,883..	<i>\$3,018</i>
Multi-Family Units	\$1,647.	<i>\$ 856.</i>

FEDERAL WAY PUBLIC SCHOOLS 2008 CAPITAL FACILITIES PLAN

STUDENT GENERATION
NEW CONSTRUCTION IN PRIOR 5 YEARS

Single Family Student Generation

DEVELOPMENT	Number of Single Family Dwellings	Number of Multi-Family Dwellings	Number of Elementary Students	Number of Middle School Students	Number of Senior High Students	Elementary Student Factor	Middle School Student Factor	Senior High Student Factor	Total Student Factor
(07) Colella Estates	53	0	7	6	7	0.1321	0.1132	0.1321	0.3774
(07) Woodbrook	151	0	30	17	25	0.1987	0.1126	0.1656	0.4768
(06) Devonshire	29	0	17	8	13	0.5862	0.2759	0.4483	1.3103
(06) Orchid Lane	50	0	18	11	11	0.3600	0.2200	0.2200	0.8000
(05) Danville Station	78	0	37	21	15	0.4744	0.2692	0.1923	0.9359
(05) Northlake Ridge	179	0	59	38	46	0.3296	0.2123	0.2570	0.7989
(04) Hunter's Glen	47	0	9	3	17	0.1915	0.0638	0.3617	0.6170
(04) Bluffs at Redondo	28	0	9	3	6	0.3214	0.1071	0.2143	0.6429
(03) Cedar Heights Estates	38	0	11	10	6	0.2895	0.2632	0.1579	0.7105
(03) Silverwood	68	0	19	19	11	0.2794	0.2794	0.1618	0.7206
Total	721	0	216	136	157	0.2996	0.1886	0.2178	0.7060
Student Generation									

Multi Family Student Generation

DEVELOPMENT	Number of Single Family Dwellings	Number of Multi-Family Dwellings	Number of Elementary Students	Number of Middle School Students	Number of Senior High Students	Elementary Student Factor	Middle School Student Factor	Senior High Student Factor	Total Student Factor
Lodge at Peasley Canyon	0	312	32	13	14	0.1026	0.0417	0.0449	0.1891
Brookside Village	0	175	23	15	27	0.1314	0.0857	0.1543	0.3714
Total	0	487	55	28	41	0.1129	0.0575	0.0842	0.2546
Student Generation									

FEDERAL WAY PUBLIC SCHOOLS 2008 CAPTIAL FACILITIES PLAN

IMPACT FEE

School Site Acquisition Cost:

	Facility Acreage	Cost / Acre	Facility Capacity	Student Factor SFR	Student Factor MFR	Cost/ SFR	Cost/ MFR
Elementary	0.00	\$0	417	0.2996	0.1129	\$0	\$0
Middle School	0.00	\$0	921	0.1886	0.0575	\$0	\$0
Sr High	1.20	\$0	133	0.2178	0.0842	\$0	\$0
TOTAL		\$0				\$0	\$0

School Construction Cost:

	% Perm Fac./ Total Sq Ft	Facility Cost	Facility Capacity	Student Factor SFR	Student Factor MFR	Cost/ SFR	Cost/ MFR
Elementary	96.21%	\$9,100,000	200	0.2996	0.1129	\$13,115	\$4,942
Middle School	96.21%	\$0	921	0.1886	0.0575	\$0	\$0
Sr High	96.21%	\$0	933	0.2178	0.0842	\$0	\$0
TOTAL						\$13,115	\$4,942

Temporary Facility Cost:

	% Temp Fac. Total Sq Ft	Facility Cost	Facility Size	Student Factor SFR	Student Factor MFR	Cost/ SFR	Cost/ MFR
Elementary	3.79%	\$128,982	25	0.2996	0.1129	\$59	\$22
Middle School	3.79%	\$0	25	0.1886	0.0575	\$0	\$0
Sr High	3.79%	\$0	25	0.2178	0.0842	\$0	\$0
TOTAL						\$59	\$22

State Matching Credit Calculation:

	Area Cost Allowance/Sq Ft	Sq. Ft. Student	State Match	Student Factor SFR	Student Factor MFR	Cost/ SFR	Cost/ MFR
Elementary	\$162.43	90	61.90%	0.2996	0.1129	\$2,711	\$1,022
Middle School	\$162.43	117	0.00%	0.1886	0.0575	\$0	\$0
New Sr High	\$162.43	130	0.00%	0.2178	0.0842	\$0	\$0
Total						\$2,711	\$1,022

Tax Payment Credit Calculation

	SFR	MFR
Average Assessed Value (April 2007)	\$262,848	\$63,234
Capital Bond Interest Rate (April 2007)	4.08%	4.08%
Net Present Value of Average Dwelling	\$2,123,468	\$510,848
Years Amortized	10	10
Property Tax Levy Rate	\$1.27	\$1.27
Present Value of Revenue Stream	\$2,697	\$649

	Single Family Residences	Multi-Family Residences
Mitigation Fee Summary		
Site Acquisition Cost	\$ -	\$ -
Permanent Facility Cost	\$ 13,115	\$ 4,942
Temporary Facility Cost	\$ 59	\$ 22
State Match Credit	\$ (2,711)	\$ (1,022)
Tax Payment Credit	\$ (2,697)	\$ (649)
Sub-Total	\$ 7,766	\$ 3,294
50% Local Share	\$ 3,883	\$ 1,647
Impact Fee	\$ 3,883	\$ 1,647

SUMMARY OF CHANGES FROM THE 2006 CAPITAL FACILITIES PLAN

The 2008 Capital Facilities Plan is an updated document, based on the 2007 Capital Facilities Plan. The changes between the 2007 Plan and the 2008 Plan are listed below.

SECTION I - THE CAPITAL FACILITIES PLAN

SIX-YEAR FINANCE PLAN

The Six Year Finance Plan has been rolled forward to reflect 2008/2014

SECTION III - SUPPORT DOCUMENTATION

CAPACITY

Elementary school capacity reflects program changes for the 2007/08 school year. Elementary capacity includes space for All Day Kindergarten programs at every elementary school. Changes to the Building Program Capacities calculation are found on page 13.

PORTABLES

The list of portables reflects the movement of portables between facilities or new portables purchased. Portable Locations can be found on page 15.

STUDENT FORECAST

The Student Forecast now covers 2008 through 2014. Enrollment history and projections are found on page 18.

CAPACITY SUMMARY

The changes in the Capacity Summary are a reflection of the changes in the capacities and student forecast. New schools and increased capacity at current buildings are shown as increases to capacity. Capacity Summaries are found on pages 20-23.

IMPACT FEE CALCULATION - KING COUNTY CODE 21A

The Impact Fee Calculations have changed due to changes in several factors. The adjustment made in the Impact Fee Calculation, causing a change in the Impact Fee between the 2007 Capital Facilities Plan and the 2008 Capital Facilities Plan can be found on page 29.

IMPACT FEE CALCULATION CHANGES FROM 2007 TO 2008

STUDENT GENERATION FACTORS

Student Generation factors are based on rates for new developments constructed over a period of not more than five years prior to the date of the fee calculation. The changes in student Generation factors between the 2007 Capital Facilities Plan and the 2008 Capital Facilities Plan are due to developments that were deleted or added based upon the age of the developments and the year placed in the survey. The Student Generation worksheet is found on page 25.

SCHOOL CONSTRUCTION COSTS

The anticipated cost for replacing Lakeland, Panther Lake, Sunnycrest and Valhalla is \$70,000,000. The replacement will add 50 new seats to the school capacity at each building. The total capacity at these four elementary schools is currently 1505. Adding 200 additional seats will increase the capacity by 13%.

Total Cost **.13 X \$70,000,000 = \$9,100,000**

FEDERAL WAY PUBLIC SCHOOLS 2008 CAPITAL FACILITIES PLAN

IMPACT FEE CALCULATION CHANGES FROM 2007 TO 2008

IMPACT FEE

<u>Item</u>	<u>From/To</u>	<u>Comment</u>
Percent of Permanent Facilities	96.08% to 96.21%	Report #3 OSPI
Percent Temporary Facilities	3.92% to 3.79%	Updated portable inventory
Average Cost of Portable Classroom	\$128,106 to \$128,982	Updated average of portables purchased and placed in 2006
Area Cost Allowance	\$154.22 to \$162.43	Change effective July1, 2007
State Match	No Change	
Average Assessed Value	SFR – \$245,644 to \$262,848 MFR – \$57,873 to \$63,234.	Per Puget Sound Educational Service District (ESD 121)
Capital Bond Interest Rate	4.39% to 4.08%	Market Rate
Property Tax Levy Rate	\$1.14 to \$1.27	King County Treasury Division
Single Family Student Yield		Updated Housing Inventory
Elementary	.3030 to .3462	
Middle School	.2013 to .2186	
High School	.2013 to .2418	
Multi-Family Student Yield		Updated Housing Inventory
Elementary	.0929 to .1129	
Middle School	.0410 to .0575	
High School	.0628 to .0842	

Mission

Federal Way Public Schools is obligated to educate all students in academic knowledge, skills, abilities and responsible behavior to be successful contributing members of a free society.


Vision

All students proficient in reading and math

All students will meet or exceed standards in reading and math on all WASL tests.

*Federal Way Public Schools
31405 18th Avenue S
Federal Way, Washington 98003-5433
(253) 945-2000*

This document is published by the
Business Services Department of the
Federal Way Public Schools
June 2007



**Federal Way
Public Schools**
Every Student, a Reader